

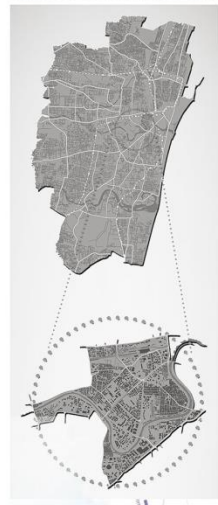
FACULTY OF ARCHITECTURE, Dr.MGR ERI (Deemed to be University)

SELECT WORKS OF STUDENTS

1

HARSHINI (BATCH 2018 -2020)

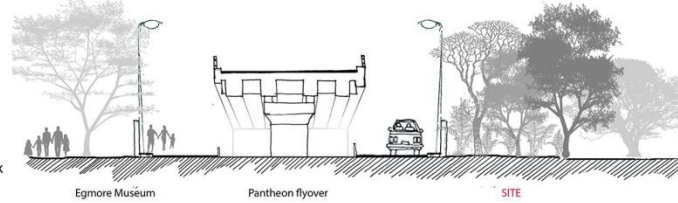
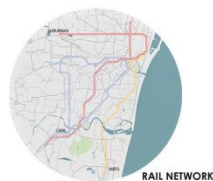
**THESIS – SEM 04 – ART INTERPRETATION
CENTRE**



SITE SELECTION: Criteria

- Space that encourages artistic interventions
- Flexible to cater to various programmers
- Accessibility
- Established activity node in the city
- Diverse user groups

- HERITAGE
- TRANSIT HUB
- FLOATING POPULATION



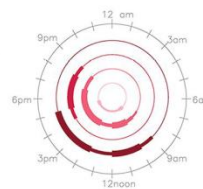
Pantheon Road Section

Getting its Name From the Museum theatre, the Pantheon, the flyover eclipses the spotlight the museum complex could get.

EGMORE IS A GOLD MINE - S. MUTHAIAH
 egmore has a lot of heritage structures that are completely overshadowed. the Museum complex houses two such significant structures, The Museum Theatre and the The National Art Gallery which ought to be appreciated and celebrated by the local public as well

EGMORE THAT HOUSED ZOOLOGICAL PARKS AND GARDEN HOUSES HAS SEEN A STARK DECLINE ONLY IN THE OPEN SPACES.

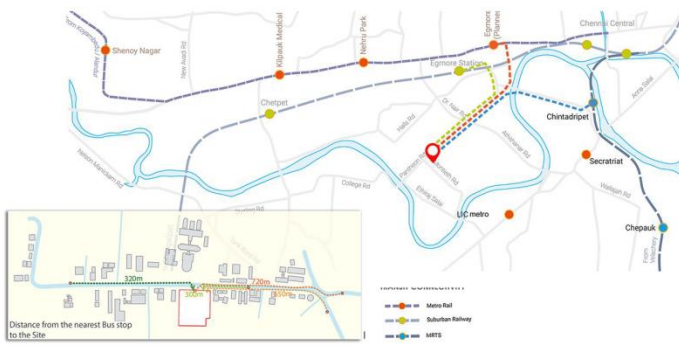
PANTHEON Road



- Staff / Curators
- library users
- Theatre Audience
- Museum Visitors

USER GROUP Analysis

MOVEMENT mapping



Art Interpretation Centre

- reconnect with your creative soul

M. Arch Interior Thesis

- HARSHINI M
18160270101007

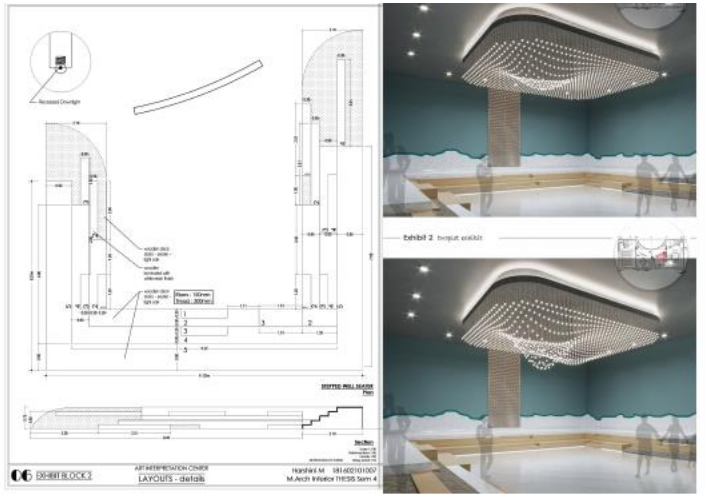
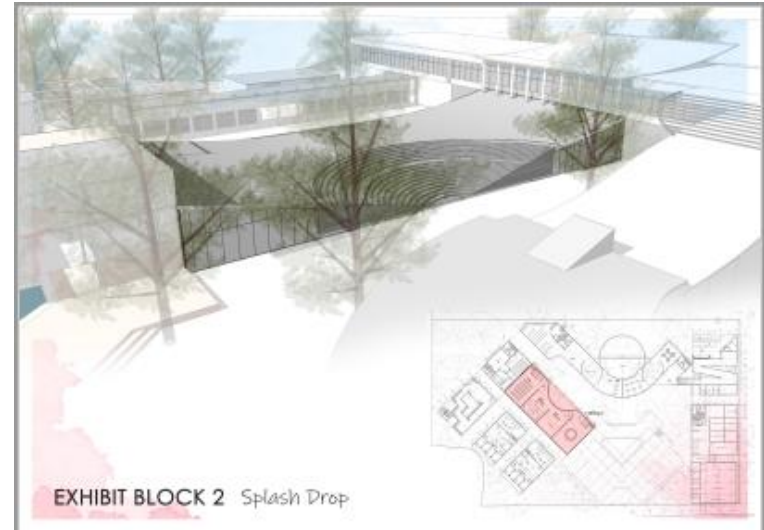


Exhibit 1 Floating Bubble art



Exhibit 2 Droplet exhibit

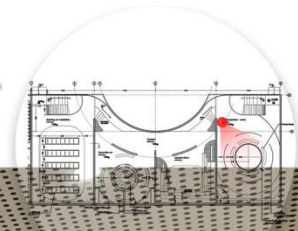
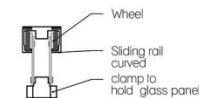
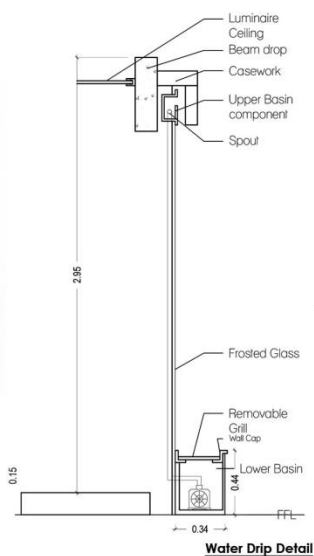
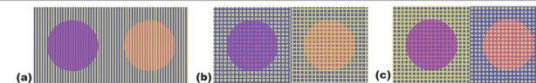
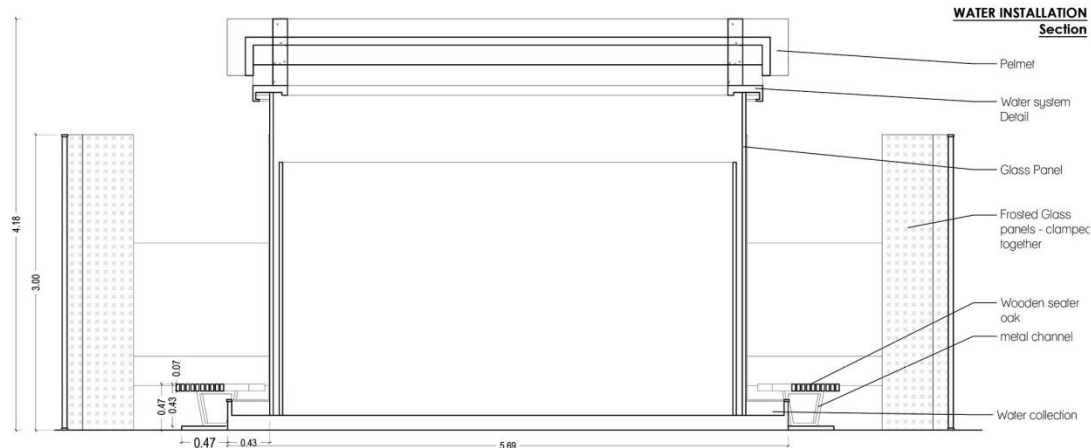
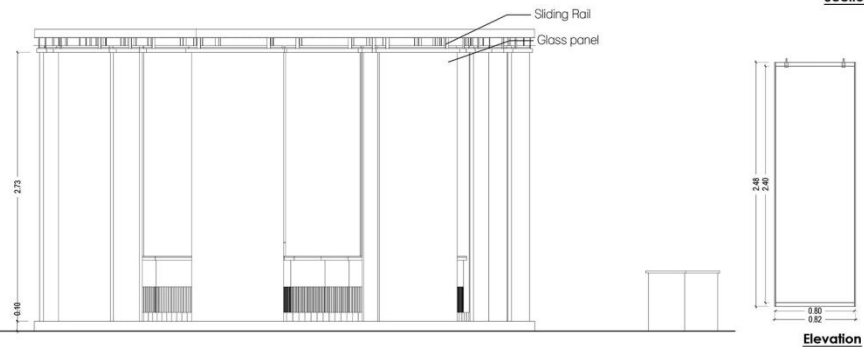



Exhibit 2 Corridor space






Roller Detail



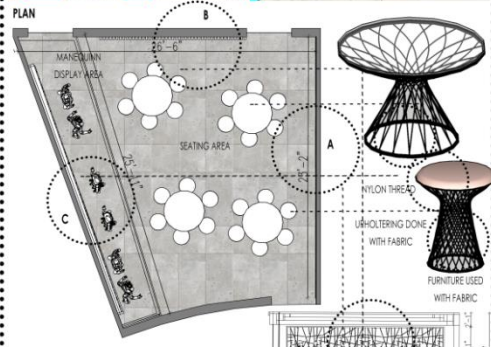
2

GURURAJ (BATCH 2018 -2020)

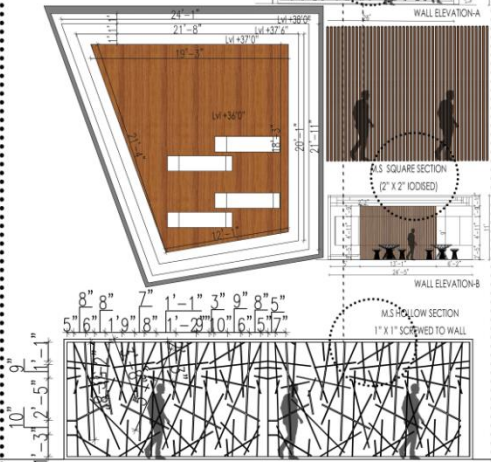
THESIS – SEM 04 - NIFT



PLAN



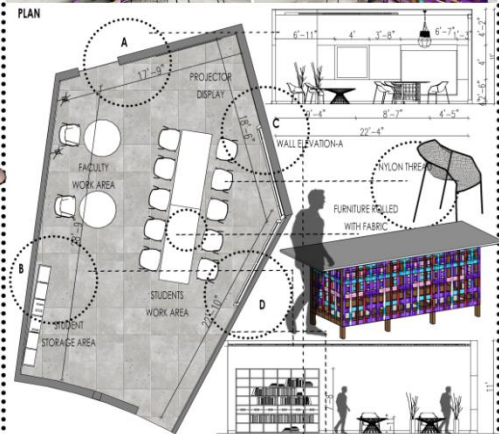
REFLECTED FALSE CEILING



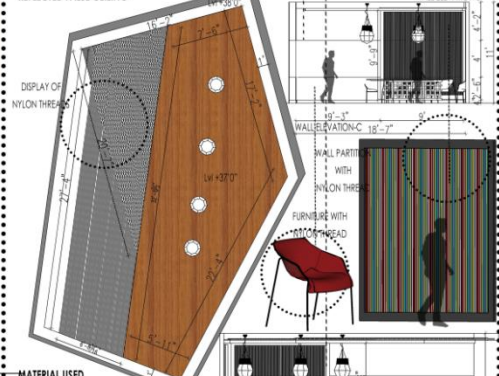
MATERIAL USED




PLAN



REFLECTED FALSE CEILING



MATERIAL USED

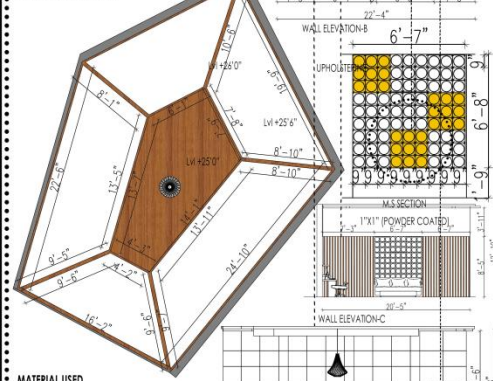




PLAN



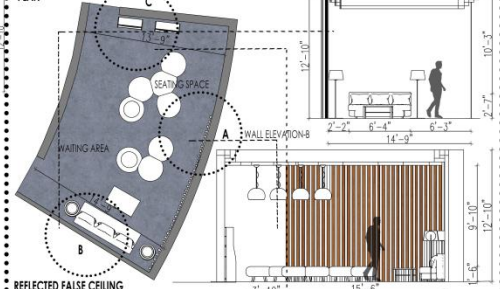
REFLECTED FALSE CEILING



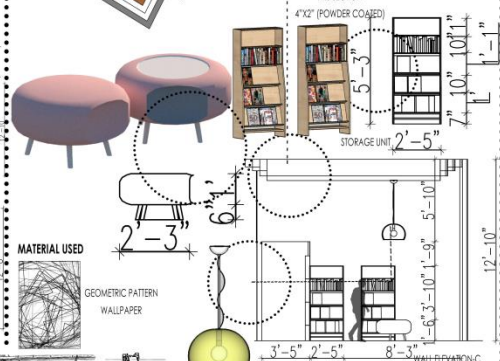
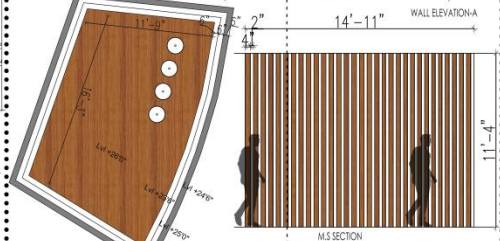
MATERIAL USED
GEOMETRIC PATTERN WALLPAPER
NATIONAL INSTITUTE OF FASHION TECHNOLOGY



PLAN



REFLECTED FALSE CEILING

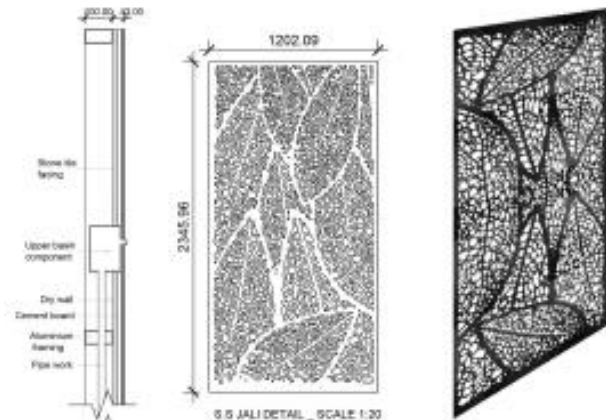


MATERIAL USED
GEOMETRIC PATTERN WALLPAPER
SHEET 03
GURURAJ DBS | SEM-IV | Dr. A. G. R. Educational and Research Institute

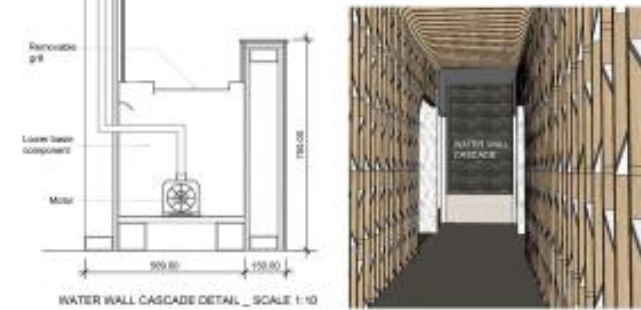
3

SHAMILI (BATCH 2018 -2020)

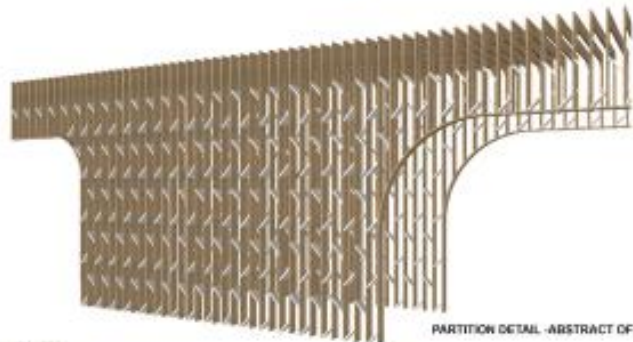
THESIS – SEM 04 – GLOBAL CASINO



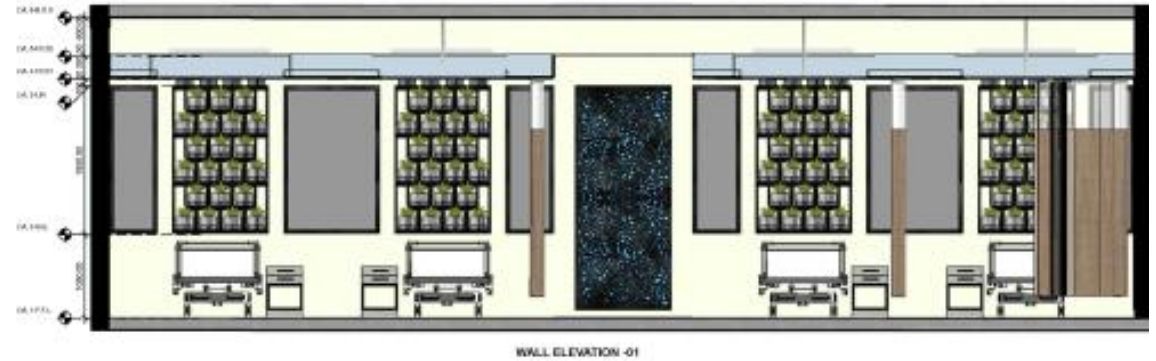
GIG JALI DETAIL _ SCALE 1:20



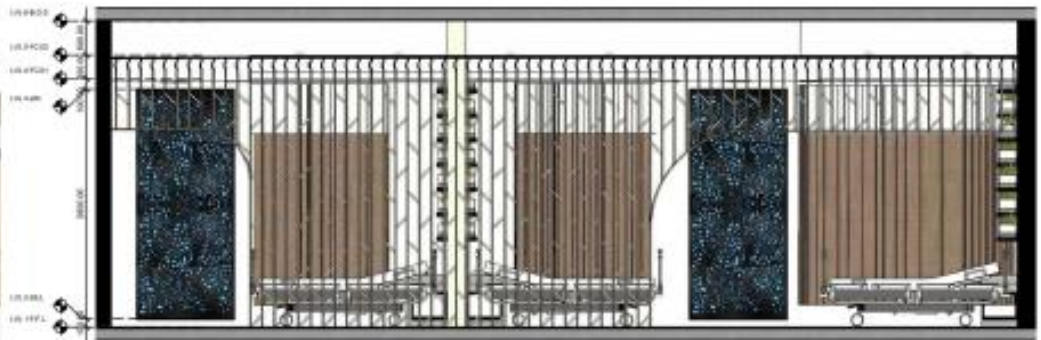
WATER WALL CASCADE DETAIL _ SCALE 1:10



PARTITION DETAIL - ABSTRACT OF A TREE



WALL ELEVATION -01



WALL ELEVATION -02



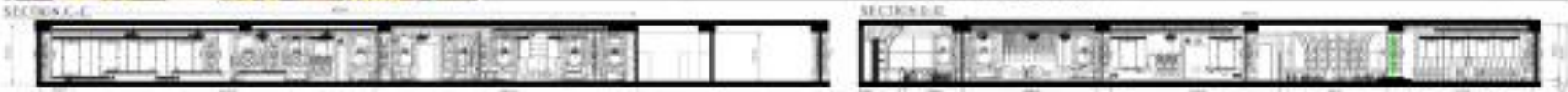
WALL ELEVATION -03

4

ARUN (BATCH 2018 -2020)

THESIS – SEM 04 – GLOBAL CASINO

THE CHANCES CASINO




SHEET
3

DR MGR EDUCATIONAL & RESEARCH INSTITUTE,
FACULTY OF ARCHITECTURE,
CHENNAI
THESIS BATCH: 2010- 2020

GLOBAL CASINO
NAME: ARUN S
REG.NO:16160212002
SEARCH INTERIOR ARCHITECTURE

THE CHANCES CASINO



SHEET

6

DR MGR EDUCATIONAL & RESEARCH INSTITUTE,
FACULTY OF ARCHITECTURE,
CHENNAI
THESIS BATCH: 2018- 2020

GLOBAL CASINO
NAME: ARUN S
REG: NO 18160212002
MARCH [INTERIOR ARCHITECTURE]





































5

SYED AKIB (BATCH 2018 -2020)


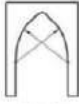



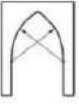







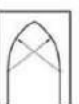



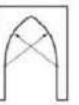


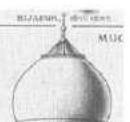
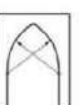










SEM 03 - DISSERTATION

PERSIAN INFLUENCE IN INDIAN INTERIORS - (INDO-PERSIAN INTERIORS)









Persian Architecture

S.no	Name of the Building	Style	Time peiod	Architect	Place / Region	Type of Arch / Vaults	Arch Image	Flooring	Wall Treatment	Coloum Treatment	Interior View	colour palate	Exterior View
1	The Palace of Ardashir	Parthian Style	Built in AD 224 by King Ardashir I of the Sassanian Empire	—	Ardeshir Khwarreh (Firouzabad).	 Semicircular		Stone with Lime Plaster	Brick with Lime Plaster	Brick with Lime Plaster		—	
2	Mosque of Nain	Khorasani Style	9th century, interiors dating back to the 11th century (as indicated by its Seljuki brickwork)	—	Nā'in city, within Isfahān Province	 Pointed		Stone with Lime Plaster	Stone with Lime Plaster	Stone with Lime Plaster		White, Persian Blue & Brown	
3	Tomb of Isma'il of Samanid	Razi Style	built between 892 and 943 CE	—	Bukhara, Uzbekistan	 Pointed		Stone with Lime Plaster	Brick Jali work	Brick with Patterns		—	
4	Mosque of Varamin	Azari Style	1322	Ali Qazvini	Varamin city, within the Tehran Province of Iran	 Pointed		Stone with Lime Plaster	Brick Jali work / Pattern work	Brick with Patterns		Brown & Persian Blue	
5	The Shah Mosque	Esfahani Style	1629	Ali Akbar Isfahani	Isfahan, Iran	 Pointed		Marble Flooring	Moscac Tile Work	Moscac Tile Work		Blue, Persian Blue, Yellow & Green	
6	Golestan Palace	Esfahani Style	1502–1736	—	Tehran, Iran	 Semicircular		Marble and Carpet	Moscac Tile Work	Moscac Tile / Mirror Work		Brown, green, Persian Blue & Yellow	
7	Grand Mosque	Esfahani Style	771 to the end of the 20th century	—	Isfahan, Iran	 Pointed		Marble and Carpet	Moscac Tile Work	Moscac Tile Work		Blue, Yellow & Green	
8	Sheikh Lotfollah Mosque	Esfahani Style	1619	Ustad Mohammad & Reza Isfahani	Isfahan, Iran	 Pointed		Marble and Carpet	Moscac Tile Work	Moscac Tile Work		Blue & Yellow	
9	Ali Qapu	Esfahani Style	1590-1595	—	Isfahan, Iran	 Pointed		Stone with Lime Plaster	Red Sandstone Polished	Red Sandstone Polished		Red	

Indo -Persian Architecture

S.no	Name of the Building	Style	Time peiod	Place / Region	Type of Dome	Types of Archs	Flooring	Wall Treatment	Coloum Treatment	Interior View	colour palate	Exterior View
9	Ibrahim Rauza Complex	Provincial Style	1627	Bijapur, Karnataka		 Pointed	Stone with Lime plaster	Lime Plaster walls	Carved stone with lime plaster		white & Beige	
10	Humayun tomb	Mughal Style	1570	Delhi		 Pointed	Marble	Stone with Lime plaster	Stone with Lime Plaster		White & Red	
11	Taj mahal	Mughal Style	1653	Agra, Uttar Pradesh		 Pointed	Marble	Marble with Red, Blue & Green Stone inlay work	Marble with coloured stone Inlay work		White, Red blue & Green	
12	The Jami Masjid Delhi	Mughal Style	1656	Delhi		 Pointed	Marble	Marble and stone inlay work	Marble and Standstone Inlay Work		White, Red & Beige	
13	Jami Masjid Gulbarga	Deccan Style	1773	Shiraz, Iran		 Pointed	Stone with Lime plaster	Stone with Lime plaster	Stone with Lime Plaster		White	
14	Senate House	Indo-Saracenic	1879	Chennai, Tamil Nadu		 Pointed	Tiles	Stainglass with tile work	Tile Mosca work		Whote, red, blue & Yellow	
15	Mysore Palace	Indo-Saracenic	1897	Mysore, Karnataka		 Semicircular	Marble	Tile mosca work	stone carving and lime plasterd and painted		White, Persian blue & Gold	
16	Thirumalai Nayaka Palace	Indo-Saracenic	1659	Madurai, Tamil Nadu		 Pointed	Stone with Lime plaster	Stone carving with Lime Plaster	stone carving and lime plasterd and painted		White, Red, yellow & Blue	

Contemporary Persian & Indo-Persian Architecture & Interior

S.no	Name of the Building	Typology	Style	Place / Region	Interior View	Exterior View	Contemporary Element Achived
1	Brick Pattern House	Residence	Persian Style	Iran			Using brick pattern facade
2	Silver Gallery	Commercial	Persian Style	Mashhad, Iran			Using Persian Blue as a detailing element
3	Hejab House	Commercial	Persian Style	Mashad, Iran			Using Persian Blue as a detailing element
4	Espriss Café	Commercial	Persian Style	Tehran, Iran			Using wooden pattern and use of light as jali elements with use of persian blue for detailing on the wooden blocks.

6

UTHRA (BATCH 2018 -2020)

SEM 02 – *INTERNATIONAL FURNITURE &
PRODUCT DESIGN COMPETITION*

Assegnazione del Premio al Concorso Internazionale
Award of the Prize for the International Contest



Wine & Design

Concorso per oggetti ed idee a servizio del vino
Contest of ideas and art objects for the promotion of wine

1° CLASSIFICATO
First Place

Uthra Mahmood

La Giuria del Concorso Wine & Design
The Jury of Wine & Design Contest


Verona, 09 Aprile 2019




Ministero delle Politiche Agricole, Alimentari e Rurali



Wine Drink is celebrated for its taste, Colour and Quality. Inspired from the various wine, the glass and wine bottle in which it is stored gives a unique feel.



The celebration, Jubilation, of Italian Wine Culture is captured in the form of a furniture.



FEEL LIBERATED, FEEL LIKE KING



FEEL CROWNED




The most celebrated and pampered are the Egyptian Kings with their history of wine culture traced back to 3000 B.C where the Egyptians were the first to invent a manual wine press. The idea to celebrate the king like feeling by being seated on a king like chair with the radiance and taste of wine traced down to a throne like chair, sturdy, wooden and majestic yet has a multipurpose arm rest and foldable.



EGYPTIAN WINE PRESS



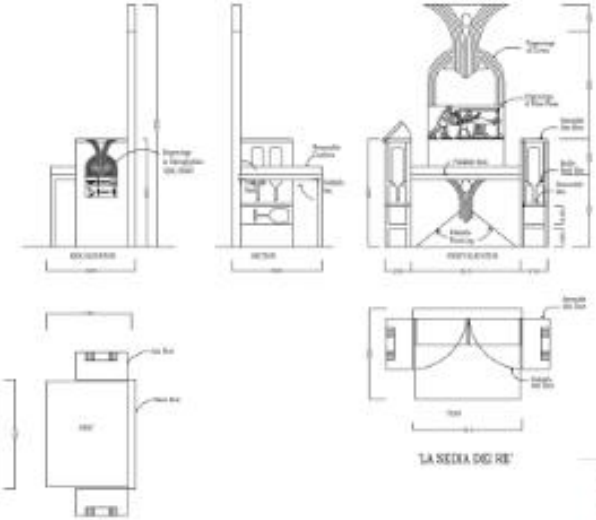
COMPONENTS/PARTS



LA SEDIA DEI RE - THE KING'S CHAIR at POOL DECK



BACK VIEW



LA SEDIA DEI RE

LA SEDIA DEI RE



FRONT VIEW



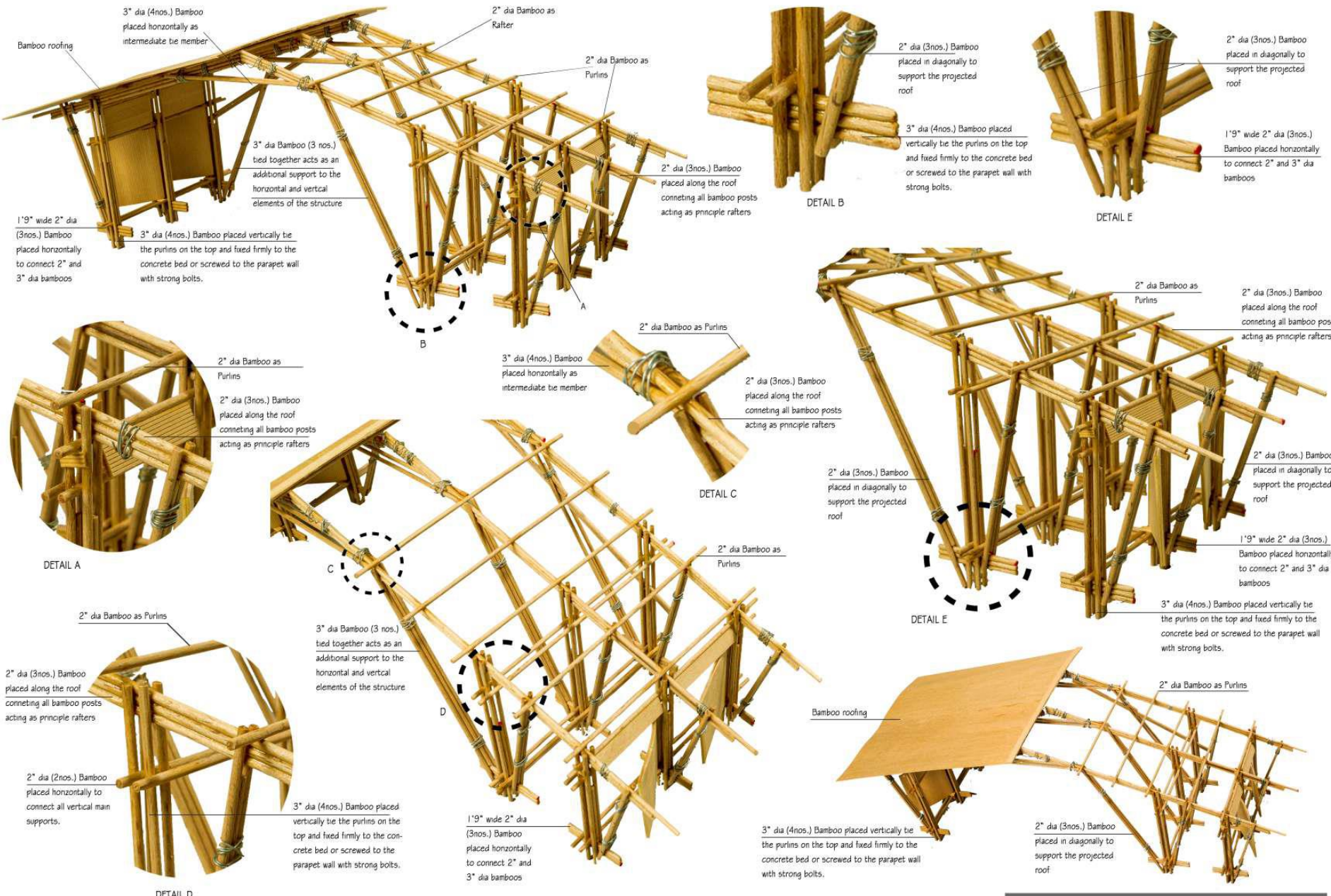
LA SEDIA DEI RE - THE KING'S CHAIR at HOME



7

SHRUTHI (BATCH 2019 -2021)

SEM 01 – *CAMPUS REDESIGN*





VIEW OF THE CORRIDOR

VIEW OF THE CORRIDOR



CORRIDOR PLAN
Scale 1:100

8

PRAVEENA (BATCH 2019 -2021)

SEM 01 – *CAMPUS REDESIGN*

SENSORY DESIGN

ARCHITECTURE can never be just learnt, it has to be felt & experienced. The proposed concept here paves way for a design flow that touches every sense in a human body.

To travel along different spaces with different degree of privacy for understanding the FOA's defined set of Rules and limits.

Materials are chosen to enhance the site with better user experience in terms of all visual comfort, thermal comfort and acoustics.



01,05 THE SHADOW FLOORING PATTERN CREATES A SENSE OF TIME AND MOOD

02,06 NOISY AND BUSY TRAFFIC ROADS ,UNPLEASANT FOR THE STAIR USERS

03,04 PROVISION FOR WRITING BOARDS, LOCKERS, OPEN STORAGE, PINUP BOARDS ARE TO BE CONSIDERED TO MERGE WITH THE DIFFERENT STUDIO ACTIVITIES

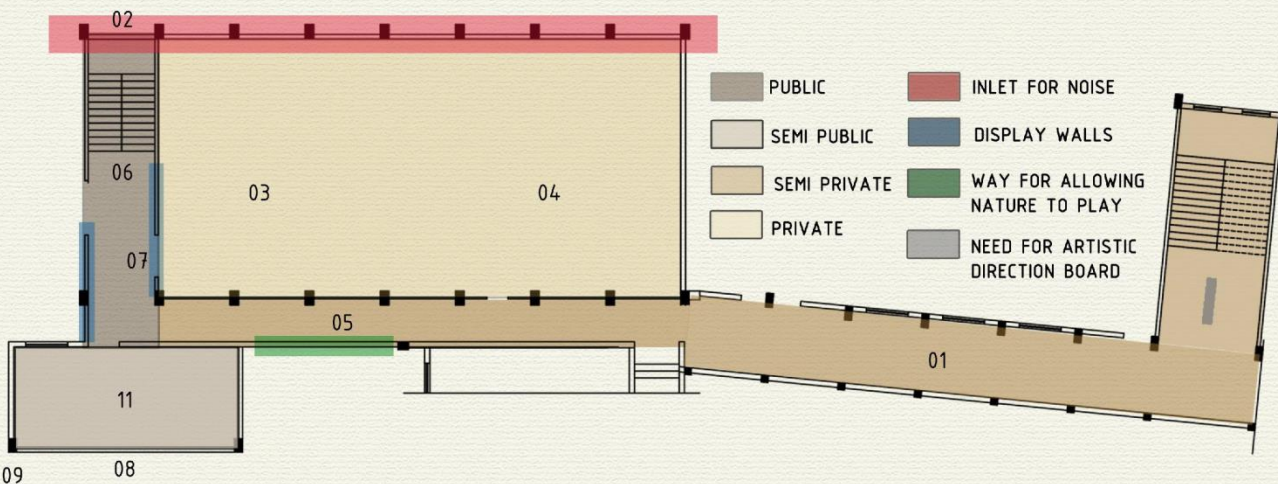
03,04 BRIGHT WELL LIT STUDIO CUM LECTURE HALLS OVERCROWDED FURNITURE ARRANGEMENT WITH NO PROPER SEGREGATION FOR DIFFERENT FUNCTIONS ENABLING THE NEED FOR ORGANISED PLANNING AND NOSIE ARRESTING

07 ENTRY TO THE STUDIO IS PLACED INAPPROPRIATELY

08,09 NON CATCHY WELCOMING ELEVATION OF THE BUILDING

10 NEWLY FURNISHED INTERIORS WITH A FAMILY OF BEIGE & BROWNS IN VARIOUS FORMS

11 THE BALCONY FROM THE FIRST FLOOR WHICH SHALL BE A RELAXING CORNER BUT IS UNUSED AND IS NOT HAVING ANY ACCESS ENTRY FROM THE CORRIDOR






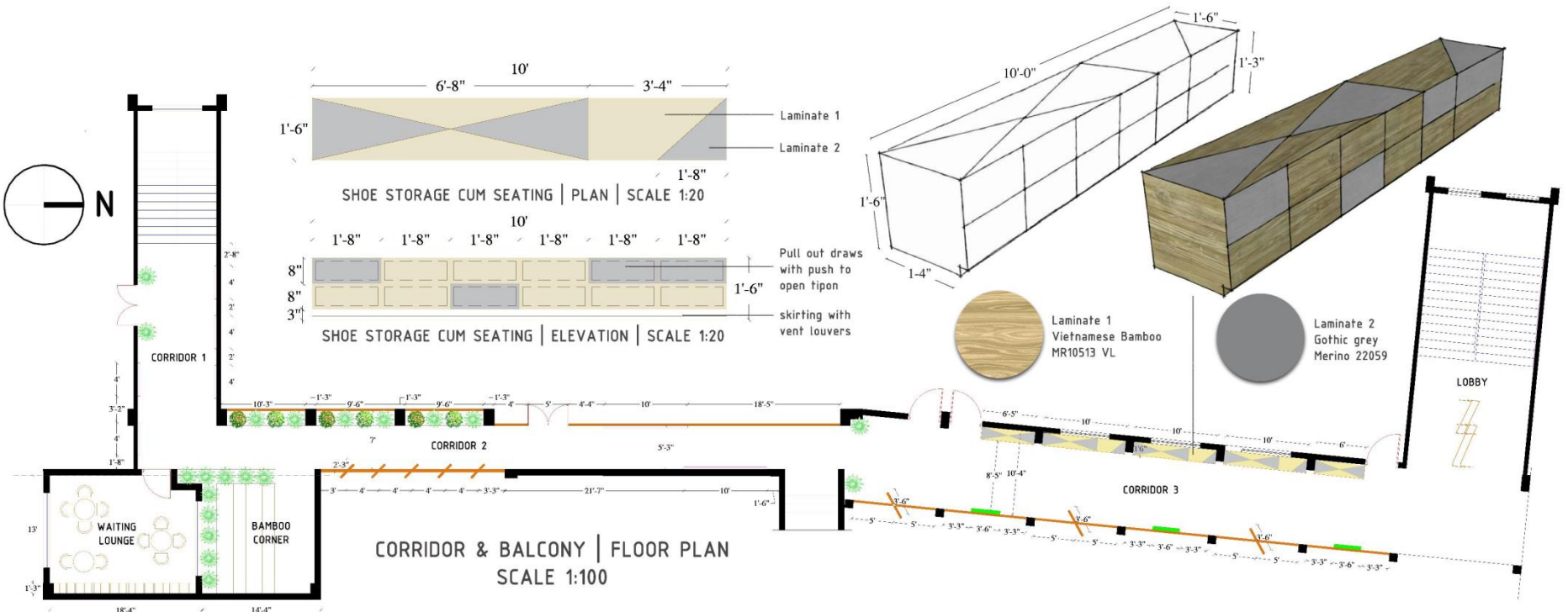
CORRIDOR 2 | 3D VIEW



CORRIDOR 3 | 3D VIEW



CORRIDOR 3 | 3D VIEW



9

SHRAVYA (BATCH 2019 -2021)

SEM 02 – *HEALTHCARE INTERIORS*



DETAILED FLOOR PLAN
SCALE - 1:100

MATERIALS USED - FLOORING

- 

Size - 2' X 4'
Herringbone pattern
floor tile
- 

Aqua Tile - Non Slip Sound absorbent &
Quartzite - Cray Adhesives - Peter's
brand of treatment floor covering
- 

Size - 2' X 2'
4mm - 12m
Ivory floor tile
- 

Size - 1' X 1'
4mm - 12m
Brown floor tile
- 

Size - 2' X 2'
Granite Carpet Tile
Flooring

- 1. ENTRANCE ELEVATOR LOBBY
 - Flora(wood) inspired Golden Ratio Wall
 - Aluminum chair inspired from the culture in nature
 - Interactive partition wall to toilet front
- 2. CORRIDOR
 - Nature inspired rose patterned ceiling
- 3. RECEPTION
 - Panel made - Creates a sense of Heat
 - Panel inspired from Kaldi's family tree as partition
 - Using in nature inspired from the
- 4. WAITING LUM CABINETRY
 - Flora(wood) inspired
 - Patterned Bamboo Matt partition
- 5. EXAM ROOMS
 - Automatic partition
 - Flora(wood) inspired tile pattern
- 6. STAFF LOUNGE
 - Nature inspired animal LED light panel
 - Top wall made - Covered with clock & clocking wall
 - Wooden table
- 7. RECEPTION LOBBY
 - Flora(wood) inspired wooden ceiling
- 8. WAITING LOBBY
 - Flora(wood) inspired graphic patterns

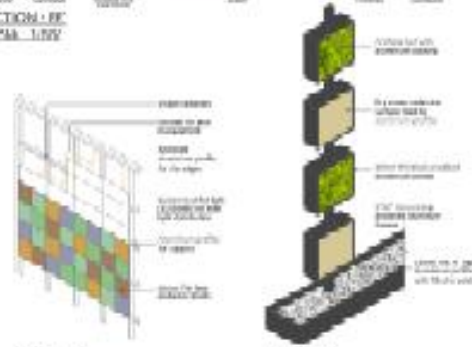
1. ENTRANCE ELEVATOR LOBBY



3D PLAN
SCALE - 1:500



SECTION - B/C
SCALE - 1:200



DETAIL - A
DINING ROOM
GOLDEN RATIO WALL
SCALE - 1:1

DETAIL - B
ENTRANCE LOBBY
SCALE - 1:1



SECTION - A-A
SCALE - 1:100



SECTION - B-B
SCALE - 1:100


2. CORRIDOR & 3. RECEPTION



DETAIL - 01
PATIENT CORRIDOR DETAIL
SCALE - 1:50



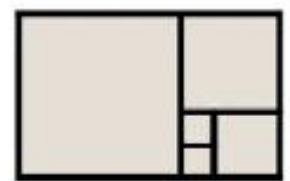
DETAIL - 02
RECEPTION WITH PARTITIONS
SCALE - 1:50



RECEPTION PARTITION,
INSPIRED FROM THE
HONEY TREE OF BAHARI

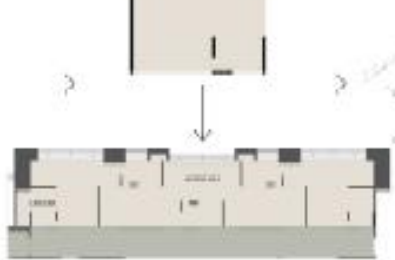
4. WAITING CUM CAFETERIA

FUNCTION OF WAITING ARRANGEMENT INSPIRED FROM THE FIBONACCI RECTANGLE

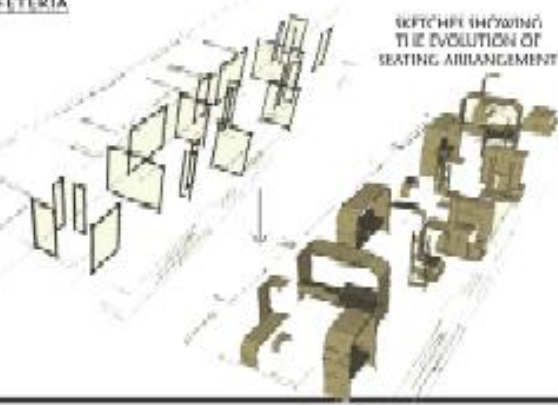


THE FIBONACCI RECTANGLE

SINGLE UNIT



FIVE INDIVIDUAL UNITS WITHIN THE WAITING AREA



SECTION SHOWING THE EVOLUTION OF SEATING ARRANGEMENT



VIEW SHOWING CORRIDOR FALSE CEILING, INSPIRED FROM TREE BRANCHES AND BUILT WITH CURVE LIGHTING



VIEW SHOWING WAITING AREA FROM RECEPTION DESK



VIEW SHOWING WAITING AREA WITH DIFFERENT SEATING MODULES

10

SHRAVYA (BATCH 2018 -2020)

SEM 02 – *INTERNATIONAL COMPETITION ENTRY*

Group work



SECTION-A



SECTION-B



SECTION-C



SECTION-D

11

(BATCH 2019 -2021) & (BATCH 2018 -2020)

SEM 02 – *NATIONAL COMPETITION ENTRY*

Collaborative Group work

M.Arch (Interior & Landscape)

DELHI DEVELOPMENT AUTHORITY
Office of Addl. Commissioner (Landscape)
11th floor, Vikas Minar, I.P. Estate, New Delhi 110002

No. PA/AC(LS)/DDA/2019/ 277

Dated: 07.10.2019

Sub: DDA Students' Design Idea Competition 2019 for restaurants in green areas by Landscape Department

The Jury regarding DDA Students' Design Idea Competition 2019 for restaurants in green areas by Landscape Department was held on 3rd and 4th October, 2019.

The following is the result:

Team	Name of Team Members Sh./Ms./Mrs.	Prize
Team ID -190113 (Dr. M.G.R. Educational & Research Institute Chennai)	1. Sakthi Anchana M. 2. Venkateshwaran 3. Shravya A. 4. Shrruthi M. 5. Praveena D.	1 st Rs. 20,000/-
Team ID -162198 (Vastukala Academy)	1. Himanshu Goodwani 2. Kunjum Arora 3. Rishabh Jain 4. Shilpa Manna 5. Vibhav Jain	2 nd Rs. 15,000/-
Team ID - 325070 (Chitkara Unit)	1. Vikram Jeet 2. Rahul Kumar 3. Gagandeep Singh 4. Mimansa 5. Prema Patwa	3 rd Rs. 10,000/-
Team ID - 161094 (S.P.A. Delhi)	1. Saumya Bansal 2. Arunima Chakravarty	Consolation prize
Team ID -190115 (Dr. MGR Education and Research Institute)	1. Madhumithaa A. 2. Pavithra D. 3. Surjeet D.V. 4. Ramya I.	

P. Adewan
7/10/19
(Poonam Dewan)
Addl. Comm.(Landscape)

Pr. Commissioner (Pers., Hort. & LS)



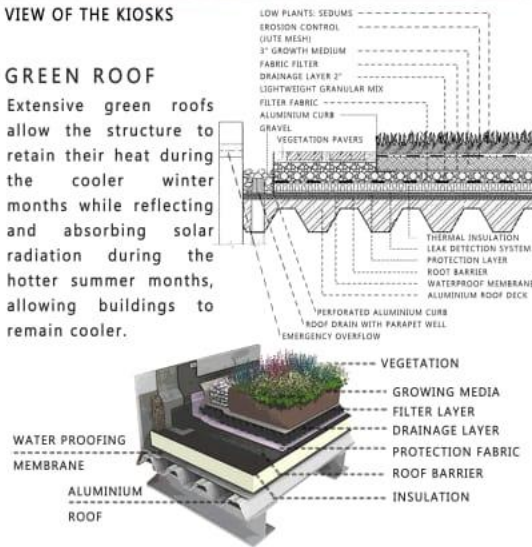
VIEW OF THE KITCHEN AND SEATING



VIEW OF THE KIOSKS


GREEN ROOF

Extensive green roofs allow the structure to retain their heat during the cooler winter months while reflecting and absorbing solar radiation during the hotter summer months, allowing buildings to remain cooler.



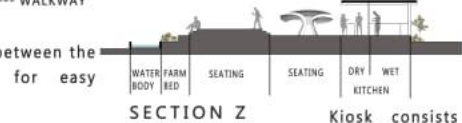
PLAN

Kiosks are placed in between the radiating pathways for easy access for the public.



CANOPY

Fan shaped canopy on the seating area allows users to view the Lotus Temple while dining.



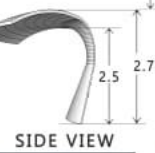
SECTION Z



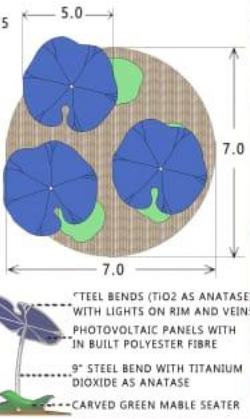
Kiosk consists of a semi open kitchen with an adjacent seating area serving 25 people at a time, overlooking the farm land.



PLAN



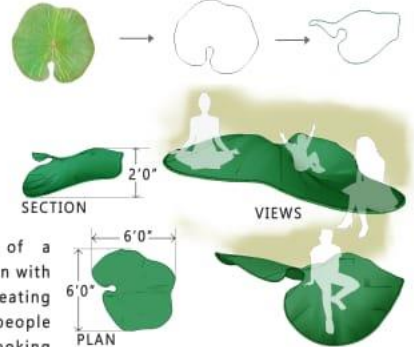
SIDE VIEW



LOTUS TEMPLE NIGHT VIEW FROM CANOPY


LEAF SEATER

Form of the seater is evolved from the self cleaning lotus leaf. The interesting unfurled shape of the seater allows users to sit on all sides.



SOLAR TREE

Photovoltaic blue roof catches the sun rays to transform them into electrical energy. The whole structure is recovered by a layer of titanium dioxide which by reacting to ultraviolet rays, enables to reduce the air pollution.



A PART OF THE FIRST PRIZE WINNING ENTRY

12

(BATCH 2019 -2021)

SEM 02 – *INTERNATIONAL COMPETITION ENTRY*

Halyard Competition “*STEAMPUNK*”
TIME PROBLEM, GROUPWORK

The Halyard, Industrial Steam-Punk, Penthouse Pad



Grp - 1, Saravanan, Shravya, Surjeeth, Vishnu & Vinoth
M. Arch, 1st YR, 1st SEM (IA)

Kitchen & Dining



Master Suite



Study area and Landing space